



**IEC 60335-2-40**

Attachment 1: Photographic Documentation

1. MMU-AP0094HP-E, MMU-AP0124HP-E, MMU-AP0154HP-E, MMU-AP0184HP-E,  
MMU-AP0244HP-E, MMU-AP0274HP-E, MMU-AP0304HP-E.



2. MMU-AP0094HP-E, MMU-AP0124HP-E, MMU-AP0154HP-E, MMU-AP0184HP-E,  
MMU-AP0244HP-E, MMU-AP0274HP-E, MMU-AP0304HP-E.



**IEC 60335-2-40**

Attachment 1: Photographic Documentation

3. MMU-AP0094HP-E, MMU-AP0124HP-E, MMU-AP0154HP-E, MMU-AP0184HP-E,  
MMU-AP0244HP-E, MMU-AP0274HP-E, MMU-AP0304HP-E




4. MMU-AP0094HP-E, MMU-AP0124HP-E, MMU-AP0154HP-E, MMU-AP0184HP-E,  
MMU-AP0244HP-E, MMU-AP0274HP-E, MMU-AP0304HP-E.




**IEC 60335-2-40**

Attachment 1: Photographic Documentation

5. MMU-AP0094HP-E, MMU-AP0124HP-E, MMU-AP0154HP-E, MMU-AP0184HP-E,  
MMU-AP0244HP-E, MMU-AP0274HP-E, MMU-AP0304HP-E.



6. MMU-AP0094HP-E, MMU-AP0124HP-E, MMU-AP0154HP-E, MMU-AP0184HP-E,  
MMU-AP0244HP-E, MMU-AP0274HP-E, MMU-AP0304HP-E.




**IEC 60335-2-40**

Attachment 1: Photographic Documentation

7.MMU-AP0094HP-E, MMU-AP0124HP-E, MMU-AP0154HP-E, MMU-AP0184HP-E,  
MMU-AP0244HP-E, MMU-AP0274HP-E, MMU-AP0304HP-E, Fan motor.




8.MMU-AP0364HP-E, MMU-AP0484HP-E, MMU-AP0564HP-E




**IEC 60335-2-40**

Attachment 1: Photographic Documentation

9.MMU-AP0364HP-E, MMU-AP0484HP-E, MMU-AP0564HP-E.



10.MMU-AP0364HP-E, MMU-AP0484HP-E, MMU-AP0564HP-E.



IEC 60335-2-40

Attachment 1: Photographic Documentation

11.MMU-AP0364HP-E, MMU-AP0484HP-E, MMU-AP0564HP-E.



12.MMU-AP0364HP-E, MMU-AP0484HP-E, MMU-AP0564HP-E, Fan motor.



**IEC 60335-2-40**

## Attachment 1: Photographic Documentation

13.MMU-AP0094HP-E, MMU-AP0124HP-E, MMU-AP0154HP-E, MMU-AP0184HP-E, MMU-AP0244HP-E, MMU-AP0274HP-E, MMU-AP0304HP-E, MMU-AP0364HP-E, MMU-AP0484HP-E, MMU-AP0564HP-E, Drain Pump.




14.MMU-AP0094HP-E, MMU-AP0124HP-E, MMU-AP0154HP-E, MMU-AP0184HP-E, MMU-AP0244HP-E, MMU-AP0274HP-E, MMU-AP0304HP-E, MMU-AP0364HP-E, MMU-AP0484HP-E, MMU-AP0564HP-E, Control PCB\_MCC-1570.



**IEC 60335-2-40**

## Attachment 1: Photographic Documentation

15.MMU-AP0094HP-E, MMU-AP0124HP-E, MMU-AP0154HP-E, MMU-AP0184HP-E, MMU-AP0244HP-E, MMU-AP0274HP-E, MMU-AP0304HP-E, MMU-AP0364HP-E, MMU-AP0484HP-E, MMU-AP0564HP-E, Control PCB\_MCC-1570.



16.MMU-AP0074MH-E, MMU-AP0094MH-E, MMU-AP0124MH-E, MMU-AP0154MH-E, MMU-AP0184MH-E.






**IEC 60335-2-40**

Attachment 1: Photographic Documentation

17.MMU-AP0074MH-E, MMU-AP0094MH-E, MMU-AP0124MH-E, MMU-AP0154MH-E, MMU-AP0184MH-E.



18.MMU-AP0074MH-E, MMU-AP0094MH-E, MMU-AP0124MH-E, MMU-AP0154MH-E, MMU-AP0184MH-E.




**IEC 60335-2-40**

Attachment 1: Photographic Documentation

19.MMU-AP0074MH-E, MMU-AP0094MH-E, MMU-AP0124MH-E, MMU-AP0154MH-E, MMU-AP0184MH-E, Fan motor.



20.MMU-AP0074MH-E, MMU-AP0094MH-E, MMU-AP0124MH-E, MMU-AP0154MH-E, MMU-AP0184MH-E.




**IEC 60335-2-40**

Attachment 1: Photographic Documentation

21.MMU-AP0074MH-E, MMU-AP0094MH-E, MMU-AP0124MH-E, MMU-AP0154MH-E, MMU-AP0184MH-E.



22.MMU-AP0074MH-E, MMU-AP0094MH-E, MMU-AP0124MH-E, MMU-AP0154MH-E, MMU-AP0184MH-E, Control PCB\_MCC-1402.




IEC 60335-2-40

Attachment 1: Photographic Documentation

23.MMU-AP0074MH-E, MMU-AP0094MH-E, MMU-AP0124MH-E, MMU-AP0154MH-E, MMU-AP0184MH-E, Control PCB\_MCC-1402.



24.MMU-AP0074MH-E, MMU-AP0094MH-E, MMU-AP0124MH-E, MMU-AP0154MH-E, MMU-AP0184MH-E.




**IEC 60335-2-40**

Attachment 1: Photographic Documentation

25.MMU-AP0074MH-E, MMU-AP0094MH-E, MMU-AP0124MH-E, MMU-AP0154MH-E, MMU-AP0184MH-E.



26.MMU-AP0072WH, MMU-AP0092WH, MMU-AP0122WH, MMU-AP0152WH.



**IEC 60335-2-40**

Attachment 1: Photographic Documentation

27.MMU-AP0072WH, MMU-AP0092WH, MMU-AP0122WH, MMU-AP0152WH.




28.MMU-AP0072WH, MMU-AP0092WH, MMU-AP0122WH, MMU-AP0152WH.



IEC 60335-2-40

Attachment 1: Photographic Documentation

29.MMU-AP0072WH, MMU-AP0092WH, MMU-AP0122WH, MMU-AP0152WH.



30.MMU-AP0072WH, MMU-AP0092WH, MMU-AP0122WH, MMU-AP0152WH.



**IEC 60335-2-40**

Attachment 1: Photographic Documentation

31.MMU-AP0072WH, MMU-AP0092WH, MMU-AP0122WH, MMU-AP0152WH.



32.MMU-AP0072WH, MMU-AP0092WH, MMU-AP0122WH, MMU-AP0152WH, Fan motor.







IEC 60335-2-40

Attachment 1: Photographic Documentation

33.MMU-AP0072WH, MMU-AP0092WH, MMU-AP0122WH, MMU-AP0152WH.



34.MMU-AP0072WH, MMU-AP0092WH, MMU-AP0122WH, MMU-AP0152WH.



**IEC 60335-2-40**

Attachment 1: Photographic Documentation

35.MMU-AP0072WH, MMU-AP0092WH, MMU-AP0122WH, MMU-AP0152WH.



36.MMU-AP0182WH, MMU-AP0242WH, MMU-AP0272WH, MMU-AP0302WH.



<b>IEC 60335-2-40</b>
Attachment 1: Photographic Documentation

37.MMU-AP0182WH, MMU-AP0242WH, MMU-AP0272WH, MMU-AP0302WH.



38.MMU-AP0182WH, MMU-AP0242WH, MMU-AP0272WH, MMU-AP0302WH.



**IEC 60335-2-40**

Attachment 1: Photographic Documentation

39.MMU-AP0182WH, MMU-AP0242WH, MMU-AP0272WH, MMU-AP0302WH.




40.MMU-AP0182WH, MMU-AP0242WH, MMU-AP0272WH, MMU-AP0302WH.



**IEC 60335-2-40**

Attachment 1: Photographic Documentation

41.MMU-AP0182WH, MMU-AP0242WH, MMU-AP0272WH, MMU-AP0302WH.




42.MMU-AP0182WH, MMU-AP0242WH, MMU-AP0272WH, MMU-AP0302WH, Fan motor.




**IEC 60335-2-40**  
Attachment 1: Photographic Documentation

43.MMU-AP0182WH, MMU-AP0242WH, MMU-AP0272WH, MMU-AP0302WH.



44.MMU-AP0182WH, MMU-AP0242WH, MMU-AP0272WH, MMU-AP0302WH.



<b>IEC 60335-2-40</b>
Attachment 1: Photographic Documentation

45.MMU-AP0182WH, MMU-AP0242WH, MMU-AP0272WH, MMU-AP0302WH.



46.MMU-AP0362WH, MMU-AP0482WH, MMU-AP0562WH.




**IEC 60335-2-40**

Attachment 1: Photographic Documentation

47.MMU-AP0362WH, MMU-AP0482WH, MMU-AP0562WH.



48.MMU-AP0362WH, MMU-AP0482WH, MMU-AP0562WH.





<b>IEC 60335-2-40</b>
Attachment 1: Photographic Documentation

49.MMU-AP0362WH, MMU-AP0482WH, MMU-AP0562WH.




50.MMU-AP0362WH, MMU-AP0482WH, MMU-AP0562WH.




**IEC 60335-2-40**

Attachment 1: Photographic Documentation

51.MMU-AP0362WH, MMU-AP0482WH, MMU-AP0562WH.



52.MMU-AP0362WH, MMU-AP0482WH, MMU-AP0562WH.




IEC 60335-2-40

Attachment 1: Photographic Documentation

53.MMU-AP0362WH, MMU-AP0482WH, MMU-AP0562WH.




54.MMU-AP0362WH, MMU-AP0482WH, MMU-AP0562WH.



<b>IEC 60335-2-40</b>
Attachment 1: Photographic Documentation

55.MMU-AP0362WH, MMU-AP0482WH, MMU-AP0562WH.



56.MMU-AP0074YH-E, MMU-AP0094YH-E, MMU-AP0124YH-E\_Product appearance.




**IEC 60335-2-40**

Attachment 1: Photographic Documentation

57.MMU-AP0074YH-E, MMU-AP0094YH-E, MMU-AP0124YH-E\_ Product appearance.



58.MMU-AP0074YH-E, MMU-AP0094YH-E, MMU-AP0124YH-E\_ Nameplate.




**IEC 60335-2-40**

Attachment 1: Photographic Documentation

59.MMU-AP0074YH-E, MMU-AP0094YH-E, MMU-AP0124YH-E\_ Wiring diagram.




60.MMU-AP0074YH-E, MMU-AP0094YH-E, MMU-AP0124YH-E\_ Electrical Parts Box.



IEC 60335-2-40

Attachment 1: Photographic Documentation

61.MMU-AP0074YH-E, MMU-AP0094YH-E, MMU-AP0124YH-E\_ Power Supply Terminal.




62.MMU-AP0074YH-E, MMU-AP0094YH-E, MMU-AP0124YH-E\_ Control PCB \_MCC-1403, component side.




**IEC 60335-2-40**

Attachment 1: Photographic Documentation

63.MMU-AP0074YH-E, MMU-AP0094YH-E, MMU-AP0124YH-E\_ Control PCB\_MCC-1403, solder side.



64.MMU-AP0074YH-E, MMU-AP0094YH-E, MMU-AP0124YH-E\_ Drain pump and fan motor.






<b>IEC 60335-2-40</b>
Attachment 1: Photographic Documentation

65.MMU-AP0154SH-E, MMU-AP0184SH-E, MMU-AP0244SH-E\_ Product appearance.




66.MMU-AP0154SH-E, MMU-AP0184SH-E, MMU-AP0244SH-E\_ Nameplate.




<b>IEC 60335-2-40</b>
Attachment 1: Photographic Documentation

67.MMU-AP0154SH-E, MMU-AP0184SH-E, MMU-AP0244SH-E\_ Wiring Diagram.



68.MMU-AP0154SH-E, MMU-AP0184SH-E, MMU-AP0244SH-E\_ Fan motor.



<b>IEC 60335-2-40</b>
Attachment 1: Photographic Documentation

69.MMU-AP0154SH-E, MMU-AP0184SH-E, MMU-AP0244SH-E\_ Electric Parts Box.



70.MMU-AP0154SH-E, MMU-AP0184SH-E, MMU-AP0244SH-E\_ Power Supply Terminal.




**IEC 60335-2-40**

Attachment 1: Photographic Documentation

71.MMU-AP0154SH-E, MMU-AP0184SH-E, MMU-AP0244SH-E\_ PC Board MCC-1403, component side.




72.MMU-AP0154SH-E, MMU-AP0184SH-E, MMU-AP0244SH-E\_ PC Board MCC-1403, solder side.




**IEC 60335-2-40**

Attachment 1: Photographic Documentation

73.MMU-AP0154SH-E, MMU-AP0184SH-E, MMU-AP0244SH-E\_ PC Board MCC-1403, solder side.




74.MMD-AP0366BHP-E, MMD-AP0486BHP-E, MMD-AP0566BHP-E.




<b>IEC 60335-2-40</b>
Attachment 1: Photographic Documentation

75.MMD-AP0366BHP-E, MMD-AP0486BHP-E, MMD-AP0566BHP-E.




76.MMD-AP0366BHP-E, MMD-AP0486BHP-E, MMD-AP0566BHP-E.



<b>IEC 60335-2-40</b>
Attachment 1: Photographic Documentation

77.MMD-AP0366BHP-E, MMD-AP0486BHP-E, MMD-AP0566BHP-E.



78.MMD-AP0366BHP-E, MMD-AP0486BHP-E, MMD-AP0566BHP-E.




<b>IEC 60335-2-40</b>
Attachment 1: Photographic Documentation

79.MMD-AP0366BHP-E, MMD-AP0486BHP-E, MMD-AP0566BHP-E.



80.MMD-AP0366BHP-E, MMD-AP0486BHP-E, MMD-AP0566BHP-E,





IEC 60335-2-40

Attachment 1: Photographic Documentation

81.MMD-AP\*\*\*BHP-E\_PCB of construction after removed coverall indoor units.



82.MMD-AP\*\*\*BHP-E\_PCB of terminals for connection of interconnection cord all indoor units.



<b>IEC 60335-2-40</b>
Attachment 1: Photographic Documentation

83.MMD-AP\*\*\*BHP-E\_PCB of all indoor units.



84.MMD-AP\*\*\*BHP-E\_PCB of all indoor units.



**IEC 60335-2-40**

## Attachment 1: Photographic Documentation

85.MML-AP0074BH-E, MML-AP0094BH-E, MML-AP0124BH-E, MML-AP0154BH-E,  
MML-AP0184BH-E, MML-AP0244BH-E\_ Product appearance.



86.MML-AP0074BH-E, MML-AP0094BH-E, MML-AP0124BH-E, MML-AP0154BH-E,  
MML-AP0184BH-E, MML-AP0244BH-E\_ Nameplate.



**IEC 60335-2-40**

Attachment 1: Photographic Documentation

87.MML-AP0074BH-E, MML-AP0094BH-E, MML-AP0124BH-E, MML-AP0154BH-E, MML-AP0184BH-E, MML-AP0244BH-E\_ Wiring Diagram.



88.MML-AP0074BH-E, MML-AP0094BH-E, MML-AP0124BH-E, MML-AP0154BH-E, MML-AP0184BH-E, MML-AP0244BH-E\_ Fan Motor.



**IEC 60335-2-40**

## Attachment 1: Photographic Documentation

89.MML-AP0074BH-E, MML-AP0094BH-E, MML-AP0124BH-E, MML-AP0154BH-E,  
MML-AP0184BH-E, MML-AP0244BH-E\_ Electrical Parts Box.



90.MML-AP0074BH-E, MML-AP0094BH-E, MML-AP0124BH-E, MML-AP0154BH-E,  
MML-AP0184BH-E, MML-AP0244BH-E\_ Power Supply Terminal.




IEC 60335-2-40

Attachment 1: Photographic Documentation

91.MML-AP0074BH-E, MML-AP0094BH-E, MML-AP0124BH-E, MML-AP0154BH-E, MML-AP0184BH-E, MML-AP0244BH-E\_Control PCB\_MCC-1403, component side.



92.MML-AP0074BH-E, MML-AP0094BH-E, MML-AP0124BH-E, MML-AP0154BH-E, MML-AP0184BH-E, MML-AP0244BH-E\_Control PCB\_MCC-1403, solder side.



**IEC 60335-2-40**

Attachment 1: Photographic Documentation

93.MMD-AP0054SPH-E, MMD-AP0074SPH-E, MMD-AP0094SPH-E, MMD-AP0124SPH-E,  
MMD-AP0154SPH-E, MMD-AP0184SPH-E.



94.MMD-AP0054SPH-E, MMD-AP0074SPH-E, MMD-AP0094SPH-E, MMD-AP0124SPH-E,  
MMD-AP0154SPH-E, MMD-AP0184SPH-E.



**IEC 60335-2-40**

Attachment 1: Photographic Documentation

95.MMD-AP0054SPH-E, MMD-AP0074SPH-E, MMD-AP0094SPH-E, MMD-AP0124SPH-E,  
MMD-AP0154SPH-E, MMD-AP0184SPH-E.



96.MMD-AP0054SPH-E, MMD-AP0074SPH-E, MMD-AP0094SPH-E, MMD-AP0124SPH-E,  
MMD-AP0154SPH-E, MMD-AP0184SPH-E.






**IEC 60335-2-40**

Attachment 1: Photographic Documentation

97.MMD-AP0054SPH-E, MMD-AP0074SPH-E, MMD-AP0094SPH-E, MMD-AP0124SPH-E, MMD-AP0154SPH-E, MMD-AP0184SPH-E.



98.MMD-AP0054SPH-E, MMD-AP0074SPH-E, MMD-AP0094SPH-E, MMD-AP0124SPH-E, MMD-AP0154SPH-E, MMD-AP0184SPH-E.



**IEC 60335-2-40**

Attachment 1: Photographic Documentation

99.MMD-AP0054SPH-E, MMD-AP0074SPH-E, MMD-AP0094SPH-E, MMD-AP0124SPH-E, MMD-AP0154SPH-E, MMD-AP0184SPH-E, Fan motor.




100.MMD-AP0054SPH-E, MMD-AP0074SPH-E, MMD-AP0094SPH-E, MMD-AP0124SPH-E, MMD-AP0154SPH-E, MMD-AP0184SPH-E, E-Part\_Control PCB\_MCC-1402




**IEC 60335-2-40**

Attachment 1: Photographic Documentation

101.MMD-AP0054SPH-E, MMD-AP0074SPH-E, MMD-AP0094SPH-E, MMD-AP0124SPH-E,  
MMD-AP0154SPH-E, MMD-AP0184SPH-E, Control PCB\_MCC-1402



102.MMD-AP0244SPH-E, MMD-AP0274SPH-E\_External view with air filter.




**IEC 60335-2-40**

Attachment 1: Photographic Documentation

103.MMD-AP0244SPH-E, MMD-AP0274SPH-E\_External view without air filter.




104.MMD-AP0244SPH-E, MMD-AP0274SPH-E\_Name plate.




**IEC 60335-2-40**

Attachment 1: Photographic Documentation

105.MMD-AP0244SPH-E, MMD-AP0274SPH-E\_Electrical parts box and wiring diagram.




106.MMD-AP0244SPH-E, MMD-AP0274SPH-E\_Electrical parts\_box.




IEC 60335-2-40

Attachment 1: Photographic Documentation

107.MMD-AP0244SPH-E, MMD-AP0274SPH-E\_Motor.




108.MMD-AP0244SPH-E, MMD-AP0274SPH-E\_PCB, MMC-1402, component side.



IEC 60335-2-40

Attachment 1: Photographic Documentation

109.MMD-AP0244SPH-E, MMD-AP0274SPH-E\_PCB, MMC-1402, solder side.



110.MMD-AP0724H-E, MMD-AP0964H-E.




**IEC 60335-2-40**

Attachment 1: Photographic Documentation

111.MMD-AP0724H-E, MMD-AP0964H-E, MMD-AP0364H-EU, MMD-AP0484H-EU, MMD-AP0564H-EU.



112.MMD-AP0724H-E, MMD-AP0964H-E, MMD-AP0364H-EU, MMD-AP0484H-EU, MMD-AP0564H-EU  
\_ Wiring Diagram.






**IEC 60335-2-40**

Attachment 1: Photographic Documentation

113.MMD-AP0724H-E, MMD-AP0964H-E, MMD-AP0364H-EU, MMD-AP0484H-EU, MMD-AP0564H-EU  
\_ Fan Motor.




114.MMD-AP0724H-E, MMD-AP0964H-E, MMD-AP0364H-EU, MMD-AP0484H-EU, MMD-AP0564H-EU  
\_ Electrical Parts Box.



**IEC 60335-2-40**

Attachment 1: Photographic Documentation

115.MMD-AP0724H-E, MMD-AP0964H-E, MMD-AP0364H-EU, MMD-AP0484H-EU, MMD-AP0564H-EU  
\_ Power Supply Terminal.




116.MMD-AP0724H-E, MMD-AP0964H-E, MMD-AP0364H-EU, MMD-AP0484H-EU, MMD-AP0564H-EU  
\_ Control PCB\_MCC-1403, component side.



**IEC 60335-2-40**

Attachment 1: Photographic Documentation

117.MMD-AP0724H-E, MMD-AP0964H-E, MMD-AP0364H-EU, MMD-AP0484H-EU, MMD-AP0564H-EU  
\_ Control PCB\_MCC-1403, component side.



118.MMD-AP0186HP-E, MMD-AP0246HP-E, MMD-AP0276HP-E, MMD-AP0186HP-EU.



**IEC 60335-2-40**

Attachment 1: Photographic Documentation

119.MMD-AP0186HP-E, MMD-AP0246HP-E, MMD-AP0276HP-E, MMD-AP0186HP-EU.



120.MMD-AP0186HP-E, MMD-AP0246HP-E, MMD-AP0276HP-E, MMD-AP0186HP-EU.



<b>IEC 60335-2-40</b>
Attachment 1: Photographic Documentation

121.MMD-AP0186HP-E, MMD-AP0246HP-E, MMD-AP0276HP-E, MMD-AP0186HP-EU.



122.MMD-AP0186HP-E, MMD-AP0246HP-E, MMD-AP0276HP-E, MMD-AP0186HP-EU.



**IEC 60335-2-40**

Attachment 1: Photographic Documentation

123.MMD-AP0186HP-E, MMD-AP0246HP-E, MMD-AP0276HP-E, MMD-AP0186HP-EU.




124.Fan motor for MMD-AP0186HP-E, MMD-AP0246HP-E, MMD-AP0276HP-E, MMD-AP0186HP-EU.



**IEC 60335-2-40**

Attachment 1: Photographic Documentation

125. Fan motor for MMD-AP0186HP-E, MMD-AP0246HP-E, MMD-AP0276HP-E, MMD-AP0186HP-EU.



126. MMD-AP0366HP-E, MMD-AP0486HP-E, MMD-AP0566HP-E, MMD-AP0276HP-EU.



**IEC 60335-2-40**

Attachment 1: Photographic Documentation

127.MMD-AP0366HP-E, MMD-AP0486HP-E, MMD-AP0566HP-E, MMD-AP0276HP-EU.



128.MMD-AP0366HP-E, MMD-AP0486HP-E, MMD-AP0566HP-E, MMD-AP0276HP-EU.





<b>IEC 60335-2-40</b>
Attachment 1: Photographic Documentation

129.MMD-AP0366HP-E, MMD-AP0486HP-E, MMD-AP0566HP-E, MMD-AP0276HP-EU.



130.MMD-AP0366HP-E, MMD-AP0486HP-E, MMD-AP0566HP-E, MMD-AP0276HP-EU.



**IEC 60335-2-40**

Attachment 1: Photographic Documentation

131.MMD-AP0366HP-E, MMD-AP0486HP-E, MMD-AP0566HP-E, MMD-AP0276HP-EU.




132.Fan motor for MMD-AP0366HP-E, MMD-AP0486HP-E, MMD-AP0566HP-E, MMD-AP0276HP-EU.



IEC 60335-2-40

Attachment 1: Photographic Documentation

133.Drain Pump for MMD-AP\*\*\*\*HP-E.



134.Construction of PCB for MMD-AP\*\*\*\*HP-E.



IEC 60335-2-40

Attachment 1: Photographic Documentation

135.PCB construction for MMD-AP\*\*\*\*HP-E.



136.PCB of construction after removed cover for MMD-AP\*\*\*\*HP-E.



<b>IEC 60335-2-40</b>
Attachment 1: Photographic Documentation

137.Control PCB\_MCC-1631 for MMD-AP\*\*\*\*HP-E.



138.Control PCB\_MCC-1631 for MMD-AP\*\*\*\*HP-E.



**IEC 60335-2-40**

Attachment 1: Photographic Documentation

139.MMD-AP0186HP-E, MMD-AP0246HP-E, MMD-AP0276HP-E, Fan motor.



140.MMD-AP0366HP-E, MMD-AP0486HP-E MMD-,AP0566HP-E, Fan motor.



<b>IEC 60335-2-40</b>
Attachment 1: Photographic Documentation

141.MMC-AP0157HP-E, MMC-AP0187HP-E.



142.MMC-AP0157HP-E, MMC-AP0187HP-E.



<b>IEC 60335-2-40</b>
Attachment 1: Photographic Documentation

143.MMC-AP0157HP-E, MMC-AP0187HP-E.



144.MMC-AP0157HP-E, MMC-AP0187HP-E.






**IEC 60335-2-40**

Attachment 1: Photographic Documentation

145.MMC-AP0157HP-E, MMC-AP0187HP-E.



146.MMC-AP0157HP-E, MMC-AP0187HP-E.




**IEC 60335-2-40**

Attachment 1: Photographic Documentation

147.MMC-AP0247HP-E, MMC-AP0277HP-E.



148.MMC-AP0247HP-E, MMC-AP0277HP-E.




**IEC 60335-2-40**

Attachment 1: Photographic Documentation

149.MMC-AP0247HP-E, MMC-AP0277HP-E.



150.MMC-AP0247HP-E, MMC-AP0277HP-E.



**IEC 60335-2-40**

Attachment 1: Photographic Documentation

151.MMC-AP0367HP-E, MMC-AP0487HP-E, MMC-AP0567HP-E.



152.MMC-AP0367HP-E, MMC-AP0487HP-E, MMC-AP0567HP-E.



**IEC 60335-2-40**

Attachment 1: Photographic Documentation

153.MMC-AP0367HP-E, MMC-AP0487HP-E, MMC-AP0567HP-E.



154.MMC-AP0367HP-E, MMC-AP0487HP-E, MMC-AP0567HP-E.




<b>IEC 60335-2-40</b>
Attachment 1: Photographic Documentation

155.MMC-AP0367HP-E, MMC-AP0487HP-E, MMC-AP0567HP-E.



156.MMC-AP0367HP-E, MMC-AP0487HP-E, MMC-AP0567HP-E.



**IEC 60335-2-40**

Attachment 1: Photographic Documentation

157.MMC-AP0157HP-E, MMC-AP0187HP-E, MMC-AP0247HP-E, MMC-AP0277HP-E, MMC-AP0367HP-E, MMC-AP0487HP-E, MMC-AP0567HP-E\_ Electric Parts Box.



158.MMC-AP0157HP-E, MMC-AP0187HP-E, MMC-AP0247HP-E, MMC-AP0277HP-E, MMC-AP0367HP-E, MMC-AP0487HP-E, MMC-AP0567HP-E\_Drain pump.




IEC 60335-2-40

Attachment 1: Photographic Documentation

159.MMC-AP0157HP-E, MMC-AP0187HP-E, MMC-AP0247HP-E, MMC-AP0277HP-E, MMC-AP0367HP-E, MMC-AP0487HP-E, MMC-AP0567HP-E\_Control PCB\_MCC-1643 ,component side.



160.MMC-AP0157HP-E, MMC-AP0187HP-E, MMC-AP0247HP-E, MMC-AP0277HP-E, MMC-AP0367HP-E, MMC-AP0487HP-E, MMC-AP0567HP-E\_Control PCB\_MCC-1643 ,solder side.





**IEC 60335-2-40**

## Attachment 1: Photographic Documentation

161.MMK-AP0073H, MMK-AP0093H, MMK-AP0123H,MMK-AP0153H, MMK-AP0183H, MMK-AP0243H,  
MMK-AP0073HP-E1, MMK-AP0093HP-E1, MMK-AP0123HP-E1,MMK-AP0153HP-E1, MMK-AP0183HP-E1,  
MMK-AP0243HP-E1.




162.MMK-AP0073H, MMK-AP0093H, MMK-AP0123H,MMK-AP0153H, MMK-AP0183H, MMK-AP0243H,  
MMK-AP0073HP-E1, MMK-AP0093HP-E1, MMK-AP0123HP-E1,MMK-AP0153HP-E1, MMK-AP0183HP-E1,  
MMK-AP0243HP-E1.




**IEC 60335-2-40**

Attachment 1: Photographic Documentation

163.MMK-AP0073H, MMK-AP0093H, MMK-AP0123H,MMK-AP0153H, MMK-AP0183H, MMK-AP0243H, MMK-AP0073HP-E1, MMK-AP0093HP-E1, MMK-AP0123HP-E1,MMK-AP0153HP-E1, MMK-AP0183HP-E1, MMK-AP0243HP-E1.



164.MMK-AP0073H, MMK-AP0093H, MMK-AP0123H,MMK-AP0153H, MMK-AP0183H, MMK-AP0243H, MMK-AP0073HP-E1, MMK-AP0093HP-E1, MMK-AP0123HP-E1,MMK-AP0153HP-E1, MMK-AP0183HP-E1, MMK-AP0243HP-E1.



**IEC 60335-2-40**

## Attachment 1: Photographic Documentation

165.MMK-AP0073H, MMK-AP0093H, MMK-AP0123H,MMK-AP0153H, MMK-AP0183H, MMK-AP0243H, MMK-AP0073HP-E1, MMK-AP0093HP-E1, MMK-AP0123HP-E1,MMK-AP0153HP-E1, MMK-AP0183HP-E1, MMK-AP0243HP-E1.




166.MMK-AP0073H, MMK-AP0093H, MMK-AP0123H,MMK-AP0153H, MMK-AP0183H, MMK-AP0243H, MMK-AP0073HP-E1, MMK-AP0093HP-E1, MMK-AP0123HP-E1,MMK-AP0153HP-E1, MMK-AP0183HP-E1, MMK-AP0243HP-E1.




**IEC 60335-2-40**

## Attachment 1: Photographic Documentation

167.MMK-AP0073H, MMK-AP0093H, MMK-AP0123H,MMK-AP0153H, MMK-AP0183H, MMK-AP0243H, MMK-AP0073HP-E1, MMK-AP0093HP-E1, MMK-AP0123HP-E1,MMK-AP0153HP-E1, MMK-AP0183HP-E1, MMK-AP0243HP-E1.



168.MMK-AP0073H, MMK-AP0093H, MMK-AP0123H,MMK-AP0153H, MMK-AP0183H, MMK-AP0243H, MMK-AP0073HP-E1, MMK-AP0093HP-E1, MMK-AP0123HP-E1,MMK-AP0153HP-E1, MMK-AP0183HP-E1, MMK-AP0243HP-E1.




IEC 60335-2-40

Attachment 1: Photographic Documentation

169.MMK-AP0073H, MMK-AP0093H, MMK-AP0123H,MMK-AP0153H, MMK-AP0183H, MMK-AP0243H, MMK-AP0073HP-E1, MMK-AP0093HP-E1, MMK-AP0123HP-E1,MMK-AP0153HP-E1, MMK-AP0183HP-E1, MMK-AP0243HP-E1.



170.MMK-AP0073H, MMK-AP0093H, MMK-AP0123H,MMK-AP0153H, MMK-AP0183H, MMK-AP0243H, MMK-AP0073HP-E1, MMK-AP0093HP-E1, MMK-AP0123HP-E1,MMK-AP0153HP-E1, MMK-AP0183HP-E1, MMK-AP0243HP-E1.




**IEC 60335-2-40**

## Attachment 1: Photographic Documentation

171.MMK-AP0073H, MMK-AP0093H, MMK-AP0123H,MMK-AP0153H, MMK-AP0183H, MMK-AP0243H, MMK-AP0073HP-E1, MMK-AP0093HP-E1, MMK-AP0123HP-E1,MMK-AP0153HP-E1, MMK-AP0183HP-E1, MMK-AP0243HP-E1\_Control PCB\_MCC-1510.



172.MMK-AP0073H, MMK-AP0093H, MMK-AP0123H,MMK-AP0153H, MMK-AP0183H, MMK-AP0243H, MMK-AP0073HP-E1, MMK-AP0093HP-E1, MMK-AP0123HP-E1,MMK-AP0153HP-E1, MMK-AP0183HP-E1, MMK-AP0243HP-E1\_Control PCB\_MCC-1510.



**IEC 60335-2-40**

## Attachment 1: Photographic Documentation

173.MMK-AP0074MH, MMK-AP0094MH, MMK-AP0124MH,MMK-AP0074MHP-E1,MMK-AP0094MHP-E1, MMK-AP0124MHP-E1 \_ Overall view.



174.MMK-AP0074MH, MMK-AP0094MH, MMK-AP0124MH,MMK-AP0074MHP-E1, MMK-AP0094MHP-E1, MMK-AP0124MHP-E1 \_ Front view.



**IEC 60335-2-40**

Attachment 1: Photographic Documentation

175.MMK-AP0074MH, MMK-AP0094MH, MMK-AP0124MH,MMK-AP0074MHP-E1,  
MMK-AP0094MHP-E1, MMK-AP0124MHP-E1 \_ Front view without panel.



176.MMK-AP0074MH, MMK-AP0094MH, MMK-AP0124MH,MMK-AP0074MHP-E1,  
MMK-AP0094MHP-E1, MMK-AP0124MHP-E1 \_ Front view without PCB.





**IEC 60335-2-40**

Attachment 1: Photographic Documentation

177.MMK-AP0074MH, MMK-AP0094MH, MMK-AP0124MH,MMK-AP0074MHP-E1,  
MMK-AP0094MHP-E1, MMK-AP0124MHP-E1 \_ Location of Fan Motor.



178.MMK-AP0074MH, MMK-AP0094MH, MMK-AP0124MH,MMK-AP0074MHP-E1,  
MMK-AP0094MHP-E1, MMK-AP0124MHP-E1 \_ Terminal Indication.



**IEC 60335-2-40**

Attachment 1: Photographic Documentation

179.MMK-AP0074MH, MMK-AP0094MH, MMK-AP0124MH\_ PMV Coil.




180.MMK-AP0074MH, MMK-AP0094MH, MMK-AP0124MH,MMK-AP0074MHP-E1,  
MMK-AP0094MHP-E1, MMK-AP0124MHP-E1 \_Nameplate.




**IEC 60335-2-40**

Attachment 1: Photographic Documentation

181.MMK-AP0074MH, MMK-AP0094MH, MMK-AP0124MH,MMK-AP0074MHP-E1,  
MMK-AP0094MHP-E1, MMK-AP0124MHP-E1 \_ Wiring Diagram.



182.MMK-AP0074MH, MMK-AP0094MH, MMK-AP0124MH,MMK-AP0074MHP-E1,  
MMK-AP0094MHP-E1, MMK-AP0124MHP-E1 \_ Electric Box.



IEC 60335-2-40

Attachment 1: Photographic Documentation

183.MMK-AP0074MH, MMK-AP0094MH, MMK-AP0124MH,MMK-AP0074MHP-E1, MMK-AP0094MHP-E1, MMK-AP0124MHP-E1 \_ PC Board.




184.MMK-AP0074MH, MMK-AP0094MH, MMK-AP0124MH,MMK-AP0074MHP-E1, MMK-AP0094MHP-E1, MMK-AP0124MHP-E1 \_ Control PCB\_MCC-1510, component side.




IEC 60335-2-40

Attachment 1: Photographic Documentation

185.MMK-AP0074MH, MMK-AP0094MH, MMK-AP0124MH,MMK-AP0074MHP-E1, MMK-AP0094MHP-E1, MMK-AP0124MHP-E1 \_ Control PCB\_ MCC-1510, solder side.



186.MMK-AP0074MH, MMK-AP0094MH, MMK-AP0124MH,MMK-AP0074MHP-E1, MMK-AP0094MHP-E1, MMK-AP0124MHP-E1 \_ LED Indicator.



**IEC 60335-2-40**

Attachment 1: Photographic Documentation

187.MML-AP0074H-E, MML-AP0094H-E, MML-AP0124H-E, MML-AP0154H-E, MML-AP0184H-E, MML-AP0244H-E.



188.MML-AP0074H-E, MML-AP0094H-E, MML-AP0124H-E, MML-AP0154H-E, MML-AP0184H-E, MML-AP0244H-E.



**IEC 60335-2-40**

Attachment 1: Photographic Documentation

189.MML-AP0074H-E, MML-AP0094H-E, MML-AP0124H-E, MML-AP0154H-E, MML-AP0184H-E, MML-AP0244H-E.



190.MML-AP0074H-E, MML-AP0094H-E, MML-AP0124H-E, MML-AP0154H-E, MML-AP0184H-E, MML-AP0244H-E.




**IEC 60335-2-40**

Attachment 1: Photographic Documentation

191.MML-AP0074H-E, MML-AP0094H-E, MML-AP0124H-E, MML-AP0154H-E, MML-AP0184H-E, MML-AP0244H-E.



192.MML-AP0074H-E, MML-AP0094H-E, MML-AP0124H-E, MML-AP0154H-E, MML-AP0184H-E, MML-AP0244H-E.






IEC 60335-2-40

Attachment 1: Photographic Documentation

193.MML-AP0074H-E, MML-AP0094H-E, MML-AP0124H-E, MML-AP0154H-E, MML-AP0184H-E, MML-AP0244H-E.




194.MML-AP0074H-E, MML-AP0094H-E, MML-AP0124H-E, MML-AP0154H-E, MML-AP0184H-E, MML-AP0244H-E, Control PCB\_MCC-1403.



**IEC 60335-2-40**

Attachment 1: Photographic Documentation

195.MML-AP0074H-E, MML-AP0094H-E, MML-AP0124H-E, MML-AP0154H-E, MML-AP0184H-E, MML-AP0244H-E, Control PCB\_MCC-1403.



196.MMF-AP0156H-E, MMF-AP0186H-E, MMF-AP0246H-E, MMF-AP0276H-E.



**IEC 60335-2-40**

Attachment 1: Photographic Documentation

197.MMF-AP0156H-E, MMF-AP0186H-E, MMF-AP0246H-E, MMF-AP0276H-E.



198.MMF-AP0156H-E, MMF-AP0186H-E, MMF-AP0246H-E, MMF-AP0276H-E.



**IEC 60335-2-40**

Attachment 1: Photographic Documentation

199.MMF-AP0156H-E, MMF-AP0186H-E, MMF-AP0246H-E, MMF-AP0276H-E.



200.MMF-AP0156H-E, MMF-AP0186H-E, MMF-AP0246H-E, MMF-AP0276H-E.



**IEC 60335-2-40**

Attachment 1: Photographic Documentation

201.MMF-AP0366H-E, MMF-AP0486H-E, MMF-AP0566H-E.




202.Fan motor for model MMF-AP0156H-E, MMF-AP0186H-E, MMF-AP0246H-E, MMF-AP0276H-E.



**IEC 60335-2-40**

Attachment 1: Photographic Documentation

203.Fan motor for model MMF-AP0366H-E, MMF-AP0486H-E, MMF-AP0566H-E.



204.Construction E-part for model MMF-AP0156H-E, MMF-AP0186H-E, MMF-AP0246H-E, MMF-AP0276H-E.



IEC 60335-2-40

Attachment 1: Photographic Documentation

205.Construction E-part for model MMF-AP0156H-E, MMF-AP0186H-E, MMF-AP0246H-E, MMF-AP0276H-E.




206.Construction E-part for model MMF-AP0156H-E,MMF-AP0186H-E, MMF-AP0246H-E, MMF-AP0276H-E.



**IEC 60335-2-40**

Attachment 1: Photographic Documentation

207. Construction E-part for model MMF-AP0156H-E, MMF-AP0186H-E, MMF-AP0246H-E, MMF-AP0276H-E.



208. MMF-AP0366H-E, MMF-AP0486H-E, MMF-AP0566H-E.





IEC 60335-2-40

Attachment 1: Photographic Documentation

209.MMF-AP0366H-E, MMF-AP0486H-E, MMF-AP0566H-E.



210.MMF-AP0366H-E, MMF-AP0486H-E, MMF-AP0566H-E.



IEC 60335-2-40

Attachment 1: Photographic Documentation

211.MMF-AP0366H-E, MMF-AP0486H-E, MMF-AP0566H-E.




212.MMF-AP0156H-E, MMF-AP0186H-E, MMF-AP0246H-E, MMF-AP0276H-E, MMF-AP0366H-E, MMF-AP0486, MMF-AP0566H-E\_Control PCB\_MCC-1643.



**IEC 60335-2-40**

Attachment 1: Photographic Documentation

213.MMF-AP0156H-E, MMF-AP0186H-E MMF-AP0246H-E MMF-AP0276H-E MMF-AP0366H-E  
MMF-AP0486H-E MMF-AP0566H-E, Control PCB\_MCC-1643



214.MML-AP0074NH-E, MML-AP0094NH-E, MML-AP0124NH-E, MML-AP0154NH-E,  
MML-AP0184NH-E.




**IEC 60335-2-40**

## Attachment 1: Photographic Documentation

215.MML-AP0074NH-E, MML-AP0094NH-E, MML-AP0124NH-E, MML-AP0154NH-E,  
MML-AP0184NH-E.



216.MML-AP0074NH-E, MML-AP0094NH-E, MML-AP0124NH-E, MML-AP0154NH-E,  
MML-AP0184NH-E.



**IEC 60335-2-40**

Attachment 1: Photographic Documentation

217.MML-AP0074NH-E, MML-AP0094NH-E, MML-AP0124NH-E, MML-AP0154NH-E,  
MML-AP0184NH-E.



218.MML-AP0074NH-E, MML-AP0094NH-E, MML-AP0124NH-E, MML-AP0154NH-E,  
MML-AP0184NH-E.




IEC 60335-2-40

Attachment 1: Photographic Documentation

219.MML-AP0074NH-E, MML-AP0094NH-E, MML-AP0124NH-E, MML-AP0154NH-E, MML-AP0184NH-E.



220.MML-AP0074NH-E, MML-AP0094NH-E, MML-AP0124NH-E, MML-AP0154NH-E, MML-AP0184NH-E.




IEC 60335-2-40

Attachment 1: Photographic Documentation

221.MML-AP0074NH-E, MML-AP0094NH-E, MML-AP0124NH-E, MML-AP0154NH-E, MML-AP0184NH-E  
Control PCB\_MCC-1510.



222.MML-AP0074NH-E, MML-AP0094NH-E, MML-AP0124NH-E, MML-AP0154NH-E,  
MML-AP0184NH-E, Control PCB\_MCC-1510.



**IEC 60335-2-40**

Attachment 1: Photographic Documentation

223.MML-AP0074NH-E, MML-AP0094NH-E, MML-AP0124NH-E, MML-AP0154NH-E,  
MML-AP0184NH-E.



224.MML-AP0074NH-E, MML-AP0094NH-E, MML-AP0124NH-E, MML-AP0154NH-E,  
MML-AP0184NH-E.





IEC 60335-2-40

Attachment 1: Photographic Documentation

225.MML-AP0074NH-E, MML-AP0094NH-E, MML-AP0124NH-E, MML-AP0154NH-E, MML-AP0184NH-E.




226.MML-AP0074NH-E, MML-AP0094NH-E, MML-AP0124NH-E, MML-AP0154NH-E, MML-AP0184NH-E.



**IEC 60335-2-40**

Attachment 1: Photographic Documentation

227.MML-AP0074NH-E, MML-AP0094NH-E, MML-AP0124NH-E, MML-AP0154NH-E,  
MML-AP0184NH-E.



228.MML-AP0074NH-E, MML-AP0094NH-E, MML-AP0124NH-E, MML-AP0154NH-E,  
MML-AP0184NH-E.



**IEC 60335-2-40**

Attachment 1: Photographic Documentation

229.MML-AP0074NH-E, MML-AP0094NH-E, MML-AP0124NH-E, MML-AP0154NH-E,  
MML-AP0184NH-E.



230.MML-AP0074NH-E, MML-AP0094NH-E, MML-AP0124NH-E, MML-AP0154NH-E,  
MML-AP0184NH-E.



**IEC 60335-2-40**

Attachment 1: Photographic Documentation

231.MML-AP0074NH-E, MML-AP0094NH-E, MML-AP0124NH-E, MML-AP0154NH-E,  
MML-AP0184NH-E.



232.Air to Air Heat exchanger with DX-coil and Air to Air Heat exchanger with DX-coil Humidifier  
MMD-VNK502HEXE, MMD-VN502HEXE.



**IEC 60335-2-40**

Attachment 1: Photographic Documentation

233.MMD-VNK502HEXE, MMD-VN502HEXE.



234.MMD-VNK502HEXE, MMD-VN502HEXE.



IEC 60335-2-40

Attachment 1: Photographic Documentation

235.MMD-VNK502HEXE, MMD-VN502HEXE.



236.MMD-VNK502HEXE, MMD-VN502HEXE.



<b>IEC 60335-2-40</b>
Attachment 1: Photographic Documentation

237.MMD-VNK502HEXE, MMD-VN502HEXE.




238.MMD-VNK502HEXE, MMD-VN502HEXE.



**IEC 60335-2-40**

Attachment 1: Photographic Documentation

239.MMD-VNK502HEXE, MMD-VN502HEXE.



240.MMD-VNK802/1002HEXE, MMD-VNK1002HEXE2, MMD-VN802/1002HEXE, MMD-VN1002HEXE2.





**IEC 60335-2-40**

Attachment 1: Photographic Documentation

241.MMD-VNK802/1002HEXE, MMD-VNK1002HEXE2,MMD-VN802/1002HEXE,  
MMD-VN1002HEXE2.



242.MMD-VNK802/1002HEXE, MMD-VNK1002HEXE2,MMD-VN802/1002HEXE,  
MMD-VN1002HEXE2.



IEC 60335-2-40

Attachment 1: Photographic Documentation

243.MMD-VNK802/1002HEXE, MMD-VNK1002HEXE2,MMD-VN802/1002HEXE,  
MMD-VN1002HEXE2.



244.MMD-VNK802/1002HEXE, MMD-VNK1002HEXE2,MMD-VN802/1002HEXE,  
MMD-VN1002HEXE2.



**IEC 60335-2-40**

Attachment 1: Photographic Documentation

245.MMD-VNK802/1002HEXE, MMD-VNK1002HEXE2,MMD-VN802/1002HEXE,  
MMD-VN1002HEXE2.




246.MMD-VNK802/1002HEXE, MMD-VNK1002HEXE2,MMD-VN802/1002HEXE,  
MMD-VN1002HEXE2.



IEC 60335-2-40

Attachment 1: Photographic Documentation

247.MMD-VNK802/1002HEXE, MMD-VNK1002HEXE2,MMD-VN802/1002HEXE,  
MMD-VN1002HEXE2.



248.MMD-VNK502/802/1002HEXE, MMD-VNK1002HEXE2,MMD-VN502/802/1002HEXE,  
MMD-VN1002HEXE2, Control PCB\_MCC-1615.




IEC 60335-2-40

Attachment 1: Photographic Documentation

249.MMD-VNK502/802/1002HEXE, MMD-VNK1002HEXE2,MMD-VN502/802/1002HEXE, MMD-VN1002HEXE2, Control PCB\_MCC-1615.



250.MMD-VNK502/802/1002HEXE, MMD-VNK1002HEXE2,MMD-VN502/802/1002HEXE, MMD-VN1002HEXE2.




IEC 60335-2-40

Attachment 1: Photographic Documentation

251.MMD-VNK502/802/1002HEXE, MMD-VNK1002HEXE2,MMD-VN502/802/1002HEXE, MMD-VN1002HEXE2.




252.MMD-VNK502/802/1002HEXE, MMD-VNK1002HEXE2,MMD-VN502/802/1002HEXE, MMD-VN1002HEXE2.




IEC 60335-2-40

Attachment 1: Photographic Documentation

253.MMD-VNK502/802/1002HEXE, MMD-VNK1002HEXE2,MMD-VN502/802/1002HEXE, MMD-VN1002HEXE2.




254.MMD-VNK502/802/1002HEXE, MMD-VNK1002HEXE2,MMD-VN502/802/1002HEXE, MMD-VN1002HEXE2.



**IEC 60335-2-40**

Attachment 1: Photographic Documentation

255.MMD-VNK502/802/1002HEXE, MMD-VNK1002HEXE2,MMD-VN502/802/1002HEXE, MMD-VN1002HEXE2.



256.MMD-VNK502HEXE, MMD-VN502HEXE\_ Fan Motor (Air Supply).





IEC 60335-2-40

Attachment 1: Photographic Documentation

257.MMD-VNK502HEXE, MMD-VN502HEXE\_ Fan Motor (Exhaust).



258.MMD-VNK802HEXE, MMD-VN802HEXE\_ Fan motor (Air supply).



**IEC 60335-2-40**

Attachment 1: Photographic Documentation

259.MMD-VNK802HEXE, MMD-VN802HEXE\_Fan motor (Exhaust).



260.MMD-VNK1002HEXE, MMD-VNK1002HEXE2, MMD-VN1002HEXE, MMD-VN1002HEXE2\_Fan motor (Air supply).



**IEC 60335-2-40**

Attachment 1: Photographic Documentation

261.MMD-VNK1002HEXE2, MMD-VN1002HEXE2\_Fan motor (Exhaust).



262.MMD-VNK1002HEXE, MMD-VN1002HEXE\_Fan motor (Air supply).



<b>IEC 60335-2-40</b>
Attachment 1: Photographic Documentation

263.MMD-VNK1002HEXE, MMD-VN1002HEXE\_Fan motor (Exhaust).



264.MMD-VNK502/802/1002HEXE, MMD-VNK1002HEXE2, MMD-VN502/802/1002HEXE, MMD-VN1002HEXE2\_Drain Pump Kit (TCB-DP31HEXE).



IEC 60335-2-40

Attachment 1: Photographic Documentation

265.MMD-VNK502/802/1002HEXE, MMD-VNK1002HEXE2,MMD-VN502/802/1002HEXE,  
MMD-VN1002HEXE2\_Drain Pump Kit (TCB-DP31HEXE).



266.MMD-VNK502/802/1002HEXE, MMD-VNK1002HEXE2,MMD-VN502/802/1002HEXE,  
MMD-VN1002HEXE2\_Drain Pump Kit (TCB-DP31HEXE).



**IEC 60335-2-40**

Attachment 1: Photographic Documentation

267.MMD-VNK502/802/1002HEXE, MMD-VNK1002HEXE2,MMD-VN502/802/1002HEXE,  
MMD-VN1002HEXE2\_Drain Pump Kit (TCB-DP31HEXE).



268.MMY-MAP0806FT8P-E, MMY-MAP1006FT8P-E.



**IEC 60335-2-40**

Attachment 1: Photographic Documentation

269.MMY-MAP0806FT8P-E, MMY-MAP1006FT8P-E.



270.MMY-MAP0806FT8P-E, MMY-MAP1006FT8P-E.



**IEC 60335-2-40**

Attachment 1: Photographic Documentation

271. MMY-MAP0806FT8P-E, MMY-MAP1006FT8P-E.



272. MMY-MAP0806FT8P-E, MMY-MAP1006FT8P-E.





IEC 60335-2-40

Attachment 1: Photographic Documentation

273.MMY-MAP0806FT8P-E, MMY-MAP1006FT8P-E.



274.MMY-MAP0806FT8P-E, MMY-MAP1006FT8P-E.



**IEC 60335-2-40**

Attachment 1: Photographic Documentation

275.MMY-MAP0806FT8P-E, MMY-MAP1006FT8P-E.



276.MMY-MAP0806FT8P-E, MMY-MAP1006FT8P-E.



**IEC 60335-2-40**

Attachment 1: Photographic Documentation

277.MMY-MAP0806FT8P-E, MMY-MAP1006FT8P-E.



278.MMY-MAP0806FT8P-E, MMY-MAP1006FT8P-E.



**IEC 60335-2-40**

Attachment 1: Photographic Documentation

279.MMY-MAP1206FT8P-E, MMY-MAP1406FT8P-E.



280.MMY-MAP1206FT8P-E, MMY-MAP1406FT8P-E.



**IEC 60335-2-40**

Attachment 1: Photographic Documentation

281.MMY-MAP1206FT8P-E, MMY-MAP1406FT8P-E.



282.MMY-MAP1206FT8P-E, MMY-MAP1406FT8P-E.




IEC 60335-2-40

Attachment 1: Photographic Documentation

283.MMY-MAP1206FT8P-E, MMY-MAP1406FT8P-E.



284.MMY-MAP1206FT8P-E, MMY-MAP1406FT8P-E.



**IEC 60335-2-40**

Attachment 1: Photographic Documentation

285.MMY-MAP1206FT8P-E, MMY-MAP1406FT8P-E.



286.MMY-MAP1206FT8P-E, MMY-MAP1406FT8P-E.



**IEC 60335-2-40**

Attachment 1: Photographic Documentation

287.MMY-MAP1206FT8P-E, MMY-MAP1406FT8P-E.



288.MMY-MAP1206FT8P-E, MMY-MAP1406FT8P-E.





<b>IEC 60335-2-40</b>
Attachment 1: Photographic Documentation

289.MMY-MAP1606FT8P-E, MMY-MAP1806FT8P-E, MMY-MAP2006FT8P-E.



290.MMY-MAP1606FT8P-E, MMY-MAP1806FT8P-E, MMY-MAP2006FT8P-E.



**IEC 60335-2-40**

Attachment 1: Photographic Documentation

291.MMY-MAP1606FT8P-E, MMY-MAP1806FT8P-E, MMY-MAP2006FT8P-E.



292.MMY-MAP1606FT8P-E, MMY-MAP1806FT8P-E, MMY-MAP2006FT8P-E.



**IEC 60335-2-40**

Attachment 1: Photographic Documentation

293.MMY-MAP1606FT8P-E, MMY-MAP1806FT8P-E, MMY-MAP2006FT8P-E.




294.MMY-MAP1606FT8P-E, MMY-MAP1806FT8P-E, MMY-MAP2006FT8P-E.



IEC 60335-2-40

Attachment 1: Photographic Documentation

295.MMY-MAP1606FT8P-E, MMY-MAP1806FT8P-E, MMY-MAP2006FT8P-E.



296.MMY-MAP1606FT8P-E, MMY-MAP1806FT8P-E, MMY-MAP2006FT8P-E.



**IEC 60335-2-40**

Attachment 1: Photographic Documentation

297.MMY-MAP1606FT8P-E, MMY-MAP1806FT8P-E, MMY-MAP2006FT8P-E.



298.MMY-MAP1606FT8P-E, MMY-MAP1806FT8P-E, MMY-MAP2006FT8P-E.



**IEC 60335-2-40**

Attachment 1: Photographic Documentation

299.MMY-MAP0806FT8P-E, MMY-MAP1006FT8P-E, MMY-MAP1206FT8P-E, MMY-MAP1406FT8P-E, Fan motor.



300.MAP1606FT8P-E, MMY-MAP1806FT8P-E, MMY-MAP2006FT8P-E, Fan motor.



**IEC 60335-2-40**

Attachment 1: Photographic Documentation

301.MMY-MAP0806FT8P-E, MMY-MAP1006FT8P-E, Compressor.



302.MMY-MAP1206FT8P-E, MMY-MAP1406FT8P-E, MMY-MAP1606FT8P-E, MMY-MAP1806FT8P-E, MMY- MAP2006FT8P-E, Compressor.



**IEC 60335-2-40**

## Attachment 1: Photographic Documentation

303.MMY-MAP0806FT8P-E, MMY-MAP1006FT8P-E, MMY-MAP1206FT8P-E,  
 MMY-MAP1406FT8P-E, MMY-MAP1606FT8P-E, MMY-MAP1806FT8P-E,  
 MMY-MAP2006FT8P-E, control PCB, MCC-1659.



304.MMY-MAP0806FT8P-E, MMY-MAP1006FT8P-E, MMY-MAP1206FT8P-E,  
 MMY-MAP1406FT8P-E MMY-MAP1606FT8P-E, MMY-MAP1806FT8P-E,  
 MMY-MAP2006FT8P-E, control PCB, MCC-1659.






**IEC 60335-2-40**

## Attachment 1: Photographic Documentation

305.MMY-MAP0806FT8P-E, MMY-MAP1006FT8P-E, MMY-MAP1206FT8P-E,  
MMY-MAP1406FT8P-E,MMY-MAP1606FT8P-E, MMY-MAP1806FT8P-E,  
MMY-MAP2006FT8P-E, Control PCB, MCC-1673.



306.MMY-MAP0806FT8P-E, MMY-MAP1006FT8P-E, MMY-MAP1206FT8P-E,  
MMY-MAP1406FT8P-E,MMY-MAP1606FT8P-E, MMY-MAP1806FT8P-E,  
MMY-MAP2006FT8P-E, Control PCB, MCC-1673.



IEC 60335-2-40

Attachment 1: Photographic Documentation

307.MMY-MAP0806FT8P-E, MMY-MAP1006FT8P-E, Control PCB, MCC-1669.



308.MMY-MAP0806FT8P-E, MMY-MAP1006FT8P-E, Control PCB, MCC-1669.




IEC 60335-2-40

Attachment 1: Photographic Documentation

309.MMY-MAP1206FT8P-E, MMY-MAP1406FT8P-E, Control PCB, MCC-1669.



310.MMY-MAP1206FT8P-E, MMY-MAP1406FT8P-E, Control PCB, MCC-1669.



IEC 60335-2-40

Attachment 1: Photographic Documentation

311.MMY-MAP1606FT8P-E, MMY-MAP1806FT8P-E, MMY-MAP2006FT8P-E,  
Control PCB, MCC-1660.



312.MMY-MAP1606FT8P-E, MMY-MAP1806FT8P-E, MMY-MAP2006FT8P-E,  
Control PCB, MCC-1660.



313.MMY-MAP0806FT8P-E, MMY-MAP1006FT8P-E, MMY-MAP1206FT8P-E,


IEC 60335-2-40

Attachment 1: Photographic Documentation

MMY-MAP1406FT8P-E, Control PCB, MCC-1608A.



314.MMY-MAP0806FT8P-E, MMY-MAP1006FT8P-E, MMY-MAP1206FT8P-E, MMY-MAP1406FT8P-E, Control PCB, MCC-1608A.




IEC 60335-2-40

Attachment 1: Photographic Documentation

315.MMY-MAP0806FT8P-E, MMY-MAP1006FT8P-E, MMY-MAP1206FT8P-E, MMY-MAP1406FT8P-E, Control PCB, MCC-1608B.




316.MMY-MAP0806FT8P-E, MMY-MAP1006FT8P-E, MMY-MAP1206FT8P-E, MMY-MAP1406FT8P-E, Control PCB, MCC-1608B.




IEC 60335-2-40

Attachment 1: Photographic Documentation

317.MMY-MAP1606FT8P-E, MMY-MAP1806FT8P-E, MMY-MAP2006FT8P-E,  
Control PCB, MCC-1608A(Left side).



318.MMY-MAP1606FT8P-E, MMY-MAP1806FT8P-E, MMY-MAP2006FT8P-E,  
Control PCB, MCC-1608A(Left side).




**IEC 60335-2-40**

## Attachment 1: Photographic Documentation

319.MMY-MAP1606FT8P-E, MMY-MAP1806FT8P-E, MMY-MAP2006FT8P-E,  
Control PCB, MCC-1608B(Left side).



320.MMY-MAP1606FT8P-E, MMY-MAP1806FT8P-E, MMY-MAP2006FT8P-E,  
Control PCB, MCC-1608B(Left side).







**IEC 60335-2-40**

## Attachment 1: Photographic Documentation

321.MMY-MAP1606FT8P-E, MMY-MAP1806FT8P-E, MMY-MAP2006FT8P-E,  
Control PCB, MCC-1608A(Right side).




322.MMY-MAP1606FT8P-E, MMY-MAP1806FT8P-E, MMY-MAP2006FT8P-E,  
Control PCB, MCC-1608A(Right side).




**IEC 60335-2-40**

Attachment 1: Photographic Documentation

323.MMY-MMY-MAP1606FT8P-E, MMY-MAP1806FT8P-E, MMY-MAP2006FT8P-E  
Control PCB, MCC-1608A(Right side).




324.MMY-MAP1606FT8P-E, MMY-MAP1806FT8P-E, MMY-MAP2006FT8P-E  
Control PCB, MCC-1608B(Right side).



IEC 60335-2-40

Attachment 1: Photographic Documentation

325.MMY-MAP1606FT8P-E, MMY-MAP1806FT8P-E, MMY-MAP2006FT8P-E  
Control PCB, MCC-1608B(Right side).



326.RBM-Y1801F4PE.



<b>IEC 60335-2-40</b>
Attachment 1: Photographic Documentation

327.RBM-Y1801F4PE.



328.RBM-Y1801F4PE.



**IEC 60335-2-40**

## Attachment 1: Photographic Documentation

329.RBM-Y1801F4PE.



330.RBM-Y1801F4PE.



IEC 60335-2-40

Attachment 1: Photographic Documentation

331.RBM-Y1801F4PE.



332.RBM-Y1801F4PE.



IEC 60335-2-40

Attachment 1: Photographic Documentation

333.RBM-Y1801F6PE.



334.RBM-Y1801F6PE.




IEC 60335-2-40

Attachment 1: Photographic Documentation

335.RBM-Y1801F6PE.



336.RBM-Y1801F6PE.






**IEC 60335-2-40**

Attachment 1: Photographic Documentation

337.RBM-Y1801F6PE.




338.RBM-Y1801F6PE.



IEC 60335-2-40

Attachment 1: Photographic Documentation

339.RBM-Y1801F6PE.



340.RBM-Y1801F4PE, RBM-Y1801F6PE.





**IEC 60335-2-40**

Attachment 1: Photographic Documentation

343.RBM-Y1801F4PE, RBM-Y1801F6PE.

